



FEEL THE  
VIBRATION

# Product Manual



श्रीगुरुः गुरुतः श्रेष्ठो भवतु

PranAura™

AUM<sup>108</sup>

## Index:

### 1. Introduction

#### 1.1 What is PranAura™?

#### 1.2 Potential Contributions to Your Environment

#### 1.3 Who Can Use It?

#### 1.4 Potential Fields of Application

### 2. Product & Package Contents

#### 2.1 Physical Specifications

#### 2.2 Design & Symbolism

#### 2.3 Package Contents





### 3. Installation & Placement

#### 3.1 General Guidelines

#### 3.2 Placement Ideas & Inspiration

#### 3.3 Using Multiple Tools for Larger Spaces

#### 3.4 Questions About Complex Spaces



### 4. Usage Instructions

#### 4.1 Daily Use

#### 4.2 Combining with Other Practices

### 5. Maintenance, Care & Safety

#### 5.1 Maintenance

#### 5.2 Care & Safety Instructions



6. PranAura™ Experience

7. Contact & Support

8. Product Legal Disclaimer & Terms of Use

9. Placement (pics)

10. Installation Guide (pics)

11. Advanced Integrated Approach (pics)



## 1. Introduction

### 1.1 What is PranAura™?

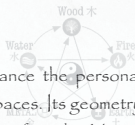
PranAura™ is a tool intended to enhance the personal sense of wellbeing in living and working spaces. Its geometry and design are inspired by principles often found in Vastu, Feng Shui, Biomimicry, Yantras, Sacred Geometry, & Radiesthesia.

PranAura™: Design Registered in India No. 440675-001,  
Patent Pending in the USA.

### 1.2 Potential Contributions to Your Environment

This tool may contribute to:

- Sense of relaxation.
- Experience thriving.



- Enhanced interpersonal relationships.
- Sense of vitality and equilibrium.
- Environment conducive to wellness, concentration, and meditation.

### 1.3 Who Can Use It?

Ideal for individuals, families, wellness practitioners, institutions, and businesses seeking to enhance harmony and a sense of wellbeing in their environments.

### 1.4 Potential Fields of Application

- Homes & Offices
- Yoga Studios, Spas, & Wellness Centers



- Meditation & Religious Centers
- Hospitality Venues (Hotels, Restaurants)
- Architectural & Interior Design Projects
- Vastu, Feng Shui, Astrology Centers

## 2. Product & Package Contents

### 2.1 Physical Specifications

Shape: Cylindrical

Material: Plexiglass, Stainless Steel

Net Weight & Dimensions: 330g, 75 x 75 x 142 mm



## 2.2 Design & Symbolism

Each tool is intricately laser-cut with sacred geometric designs, including the Sri Yantra, Flower of Life, and others. Each design element represents ancient spiritual wisdom intended for well-being.

## 2.3 Package Contents:

- 1 PranAura™ Tool
- 1 Product Manual
- 2 Screws
- 2 Nuts
- 2 Wall Mounts
- 2 Adhesive Hooks
- 1 Grub Screw
- 1 Washer



### 3. Installation & Placement

(See at the end for installation & placement pics)

#### 3.1 General Guidelines

As a starting point for your exploration, some users have reported sensing an ambience in an area approximating more than 700 sq. ft. circle (30 ft. diameter). This is shared as an anecdotal guideline, not a guarantee, as the subjective experience can vary greatly based on personal sensitivity, placement, and environmental factors.

**Personal Exploration:** Some individuals use a simple pendulum, such as a Rudraksha tied to a thread, to explore and connect with the ZenFlow™/PranAura™'s ambience in their own unique way.

**Larger Areas:** For larger spaces or to create a grid formation, multiple PranAura™ units can be seamlessly joined together (using included Grub & Washer. Please checkout for demo pictures included at the end).

**Orientation:** Place the engraved side of the tool facing up or towards the viewer.

### 3.2 Placement Ideas & Inspiration

Every space is unique. You should feel free to place the tool where it feels most appropriate and harmonious for you.



Here are some ideas to inspire your placement:

- As an aesthetic centerpiece in a room.
- On a work desk or bedside table to serve as a calming visual focal point.
- Near entryways to help create a welcoming ambience.
- As a decorative element on domes, curves, edges, shelves, mantels, or among plants.
- Integrated into walls or structures during construction for a seamless architectural look.



### 3.3 Using Multiple Tools for Larger Spaces

When enhancing the ambience of a larger space, some users enjoy creating a "grid" or pattern with multiple tools. As a purely anecdotal guideline, these users often report placing the tools within approximately 21 feet of each other to create a sense of a cohesive and harmonized environment. This is not a rule; you should experiment to find what feels best for your unique space.

Placement Idea 1: Arrange tools in a simple geometric pattern (e.g., a straight line along a large wall edges, or a triangle in a large room) that you find visually pleasing.

Placement Idea 2: Place them in different corners or at the midpoints of walls in a large room to create a balanced feeling of ambience throughout the space.

### 3.4 Questions About Complex Spaces

For general questions about using multiple tools in a large or particularly complex space, please feel free to contact our customersupport.

## 4. Usage Instructions

### 4.1 Daily Use

Keep the tool near your workspace or bed to serve as a physical reminder of your wellness intentions.

### 4.2 Combining with Other Practices

Your PranAura™ tool is designed to be an object of focus and may be aesthetically combined with your existing practices, such as:



- Holistic rituals, blessings, or mantras.
- Crystal arrangements.
- Use of incense or candles.
- Sound baths or sound meditation.
- Placement near or on pyramids (e.g., at the apex).
- Meditation and intention-setting routines.
- Vastu & Feng Shui Harmonization.

## 5. Maintenance, Care & Safety

### 5.1 Maintenance

Your PranAura™ tool is designed to be maintenance-free. No energetic clearing, charging, or reactivation is ever needed.

## 5.2 Care & Safety Instructions

**Cleaning:** Wipe gently with a soft, damp cloth only. Do not use alcohol based chemicals, abrasives, or solvents as it may decolorise acrylic material.

- **Handling:** Handle with care. It is an intricate object and may get damaged or broken if dropped.
- **Environment:** Indoor use only. Avoid water, high moisture, or extreme temperatures. Keep away from prolonged, direct sunlight to prevent discoloration.
- **Child Safety:** Not a toy. Keep out of the reach of children.
- **Medical Safety:** Always consult a qualified medical professional before use. Discontinue use immediately and consult your physician if you experience any adverse physical or mental reactions.

## 6. The PranAura™ Experience

The influence of PranAura™ is intended to enhance the ambience of a personal space, such as a bedroom, office, or meditation area. Many users report feeling a subtle, positive influence throughout their room, contributing to an overall sense of peace and harmony.

## 7. Contact & Customer Support



**AUM**<sup>108</sup><sup>TM</sup>

Manufacturer & Distributor:

Initiatic Solutions Pvt. Ltd.

1150, Sector-43, Gurugram,  
Haryana, India- 122001

(+91) 747 0000 108 (WhatsApp)

support@aum108.com

AUM108.com

Follow Us: Instagram | Facebook | YouTube

**AUM**<sup>108</sup>

## 8. AUM108™ PRODUCT LEGAL DISCLAIMER & TERMS OF USE-RETURN POLICY

(For PranAura™, ZenFlow™, and other physical products)

IMPORTANT: READ CAREFULLY. By purchasing, opening the packaging of, or using the PranAura™, ZenFlow™, or any similar item and its associated materials ("Product") from AUM108, you ("User," "You") acknowledge that you have read, understood, and voluntarily agree to be legally bound by this Disclaimer and Terms of Use-Return Policy ("Disclaimer"). If you do not agree to these terms, do not use the Product and return it immediately to the point of purchase for a refund in accordance with the applicable return policy (Refund & Cancellation Policy:

<https://aum108.com/refund-cancellation-policy>).

# 1. FOR SPIRITUAL & EDUCATIONAL PURPOSES ONLY – NOT A MEDICAL DEVICE

1.1. No Medical Claims. The Product and all associated information, content, and materials provided by Initiatic Solutions Pvt. Ltd. under the brand name AUM108 are offered for personal exploration, spiritual wellness, educational, and informational purposes only. The Product is NOT a medical device. It is not intended to, and shall not be used to, diagnose, treat, cure, mitigate, prevent, or otherwise address any disease, illness, disorder, or medical condition of the body or mind.



1.2. No Regulatory Approval. Statements regarding the Product have NOT been evaluated or approved by the U.S. Food and Drug Administration (FDA), the Indian Central Drugs Standard Control Organisation (CDSCO), or any other governmental or regulatory agency in any jurisdiction.

1.3. Consult a Licensed Professional. The Product is not a substitute for professional medical, psychological, or psychiatric advice, diagnosis, or treatment. ALWAYS seek the advice of your physician or other qualified healthcare provider with any questions you may have regarding a medical or mental health condition. NEVER DISREGARD PROFESSIONAL MEDICAL ADVICE OR DELAY IN SEEKING IT BECAUSE OF SOMETHING YOU HAVE READ, HEARD, OR EXPERIENCED WITH THIS PRODUCT.

1.4. Specific Warnings. Do not use this Product if you are pregnant, nursing, have a pacemaker or other implanted electronic device, have a history of seizures or epilepsy, or are suffering from a serious pre-existing medical or mental health condition. Consult your physician before using this Product.

## 2. DISCLAIMER OF WARRANTIES

2.1. "AS IS" / "AS AVAILABLE". Initiatic Solutions Pvt. Ltd. provides the Product on an "AS IS" and "AS AVAILABLE" basis. To the fullest extent permissible by applicable law, we expressly disclaim all warranties of any kind, whether express or implied, including but not to the implied warranties of merchantability, fitness for a particular purpose, title, and non-infringement. Nothing in this Disclaimer affects your statutory rights as a consumer under applicable law.

2.2. No Guarantee of Results. We (AUM108 / Initiatic Solutions Pvt. Ltd.) make no promise, representation, or warranty regarding any specific spiritual, emotional, physical, or other outcome from using the Product. Any testimonials or examples provided are exceptional results, do not apply to the average user, and are not intended to represent or guarantee that anyone will achieve the same or similar results. INDIVIDUAL RESULTS WILL VARY. Your reliance on any information or experience related to the Product is strictly at your own risk.

### 3. LIMITATION OF LIABILITY

To the maximum extent permitted by applicable law, in no event shall Initiatic Solutions Pvt. Ltd. (the owner of the AUM108 brand), its directors, officers, employees, affiliates, agents, contractors, licensors, or suppliers be liable for any indirect, incidental, special, consequential, or punitive damages, including without limitation, damages for loss of profits, data, use, goodwill, or other intangible losses, resulting from: (i) your access to, use of, or inability to access or use the Product; (ii) any personal injury, emotional distress, or property damage arising from your use of the Product; (iii) any unauthorized access to or use of our secure servers and/or any and all personal information stored therein. This limitation of liability shall not apply to the extent prohibited by applicable law, and does not limit liability for our own gross negligence, willful misconduct, or intentional torts.

In no event shall the total aggregate liability of Initiatic Solutions Pvt. Ltd. for all claims, damages, and causes of action arising from or related to the Product exceed the greater of the amount you paid to Initiatic Solutions Pvt. Ltd. for the Product or one hundred U.S. Dollars (\$100.00 USD) or its equivalent in Indian Rupees.

#### 4. ASSUMPTION OF RISK

You expressly understand and agree that your use of the Product is at your SOLE RISK. You acknowledge that any activity involving spiritual exploration or alteration of consciousness carries inherent and unknown risks. You voluntarily assume all responsibility for any and all risks of loss, damage, or injury, including death, that may be sustained by you, or to any property belonging to you, as a result of using the Product.

## 5. INDEMNIFICATION

You agree to indemnify, defend, and hold harmless Initiatic Solutions Pvt. Ltd., our brand AUM108™, our parent, subsidiaries, affiliates, partners, officers, directors, agents, contractors, licensors, service providers, subcontractors, suppliers, and employees, from any claim, demand, or damage, including reasonable attorneys' fees, asserted by any third party due to or arising out of your use of the Product, your violation of this Disclaimer, or your violation of any law or the rights of a third party.

## 6. USER REPRESENTATIONS

You represent and warrant that you are at least 18 years of age (or the age of legal majority in your jurisdiction) and possess the legal right and ability to enter into this agreement. You agree to use the Product in strict accordance with all instructions, warnings, and terms provided.

## 7. GOVERNING LAW AND DISPUTE RESOLUTION

This Disclaimer and any disputes arising from it are governed by the following:

7.1. For Users in India: This Disclaimer shall be governed by and construed in accordance with the laws of India. You irrevocably agree to submit to the exclusive jurisdiction of the competent courts located in Haryana, India.

7.2. For Users in the United States & Rest of World: This Disclaimer shall be governed by the Federal Arbitration Act and the laws of the State of Delaware, without regard to its conflict of law principles. Except for disputes that qualify for small claims court, all disputes arising out of or related to this Disclaimer or the Product shall be resolved through binding arbitration as described in Section 8.



## 8. BINDING ARBITRATION AND CLASS ACTION WAIVER

8.1. For Users in India: Any claim, dispute, or controversy shall be resolved exclusively by binding arbitration administered in Haryana, India, in the English language, in accordance with the Arbitration and Conciliation Act, 1996. By agreeing to this Disclaimer, you are waiving your right to a trial by court. Nothing in this Disclaimer prevents you from approaching a Consumer Forum or other authority under Indian law.

8.2. For Users in the United States & Rest of World: Any claim, dispute, or controversy arising out of or relating to this Disclaimer or the Product shall be resolved exclusively by final and binding arbitration administered by the American Arbitration Association ("AAA") under its Consumer Arbitration Rules. The arbitration will be conducted remotely via telephone or video conference. YOU AND INITIATIC SOLUTIONS PVT. LTD. AGREE THAT EACH MAY BRING CLAIMS AGAINST THE OTHER ONLY IN YOUR OR ITS INDIVIDUAL CAPACITY, AND NOT AS A PLAINTIFF OR CLASS MEMBER IN ANY PURPORTED CLASS OR REPRESENTATIVE PROCEEDING. BY AGREEING TO THIS DISCLAIMER, YOU ARE GIVING UP YOUR RIGHT TO GO TO COURT AND TO HAVE A TRIAL BY JURY. If for any reason a claim proceeds in court rather than in arbitration, you and Initiatic Solutions Pvt. Ltd. each waive any right to a jury trial.

## 9. SEVERABILITY

If any provision of this Disclaimer is found by a court of competent jurisdiction to be invalid, illegal, or unenforceable, such provision shall be modified to the minimum extent necessary to make it valid and enforceable. If such modification is not possible, the relevant provision shall be deemed deleted. Any modification to or deletion of a provision shall not affect the validity and enforceability of the rest of this Disclaimer.

## 10. CONTACT INFORMATION

For any questions regarding this Disclaimer, please contact:

Initiatic Solutions Pvt. Ltd.

1150, Sector-43, Gurugram,

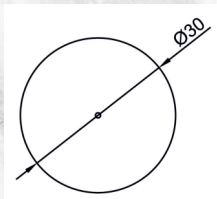
Haryana, India- 122001

(+91) 747 0000 108 (WhatsApp)

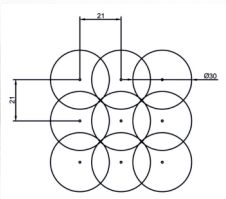
support@aum108.com

www.AUM108.com

## 9. PLACEMENT



Single PranAura™



Multiple PranAura™

Assuming single PranAura™ is placed at the center of the circles above.

(Pics are for reference & educational purpose only. They are just to help visualize)

## 10. INSTALLATION GUIDE

### STEP- 1

Screw the two wall stickers to the two wall mounts. Screw the two wall mounts to the Product (top & bottom)

**WARNING:** The wall glue stickers are for demo purpose only, use it to paste on a smooth & dry surface only at your own risk. We recommend using screws drilled into walls for long-term superior grip.



## STEP- 2

The distance between stickers should not be more or less. If its more the weight of the product may fall completely on the top sticker, if its less there could be pressure on both the stickers. Hence, measure accordingly before marking.

**WARNING:** The wall glue stickers are for demo purpose only, use it to paste on a smooth & dry surface only at your own risk. We recommend using screws drilled into walls for long-term superior grip.



## STEP- 3

Avoid air bubbles inside the stickers.  
Press them hard before final installation.

**WARNING:** The wall glue stickers are for demo purpose only, use it to paste on a smooth & dry surface only at your own risk. We recommend using screws drilled into walls for long-term superior grip.



## STEP- 4

Finally, place the PranAura™ and screw top and bottom.

**WARNING:** The wall glue stickers are for demo purpose only, use it to paste on a smooth & dry surface only at your own risk. We recommend using screws drilled into walls for long-term superior grip.



## 11. ADVANCED INTEGRATED APPROACH

Large area of land, apartments, multiple building can be harmonized easily by attaching multiple PranAura™/ZenFlow™ devices using included grub screws.

Each unit of multiple  
units may be placed  
under or even  
on the surface.  
They can be charged to  
a battery.



AUM<sup>108</sup>  
aum108.com  
©2011 147 0000 108



## GEOMETRICAL SHAPES

35

Multiple devices may be stacked one over the other and placed in a geometric format.

This helps in installation too. Be creative.



